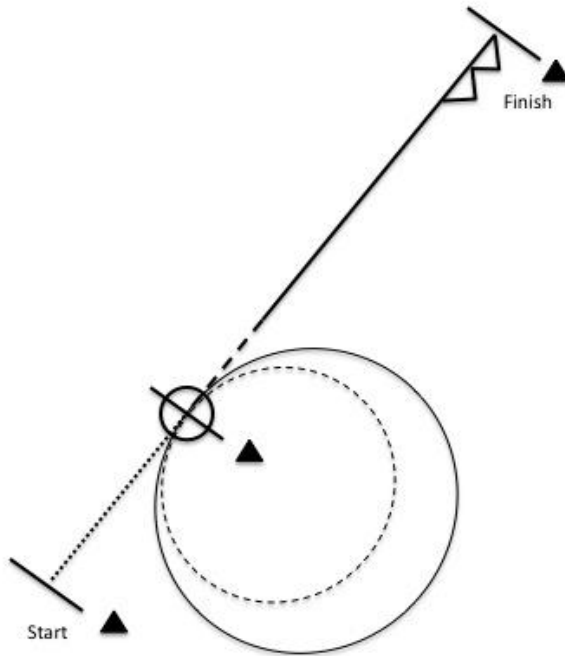


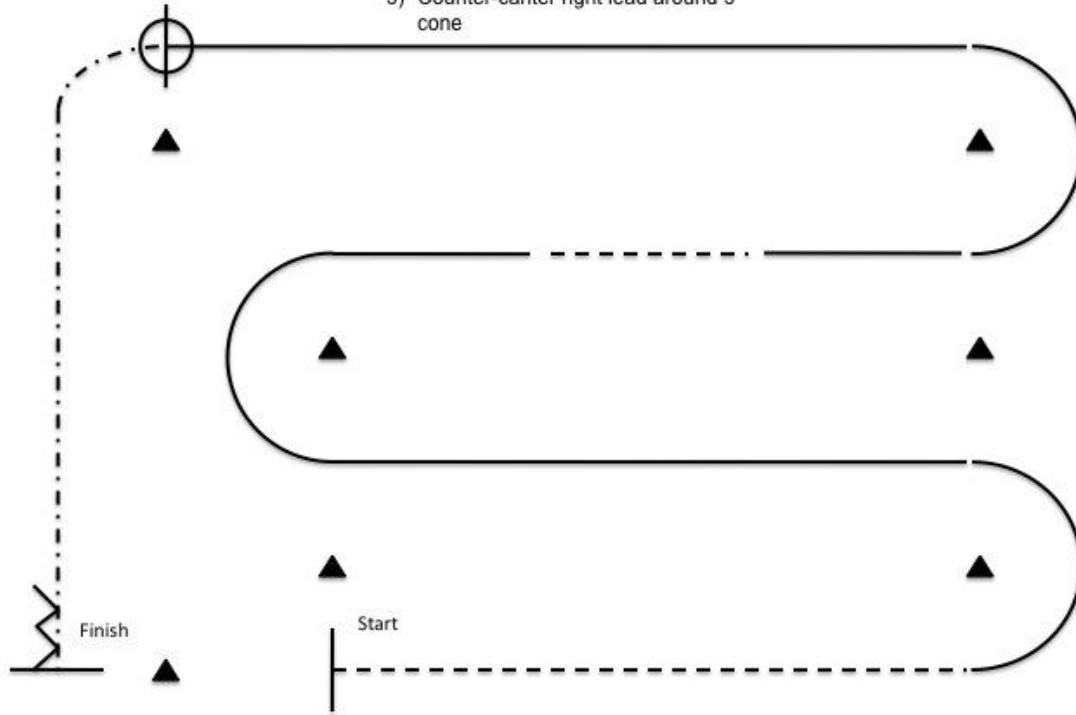
## Horsemanship 9 - 18



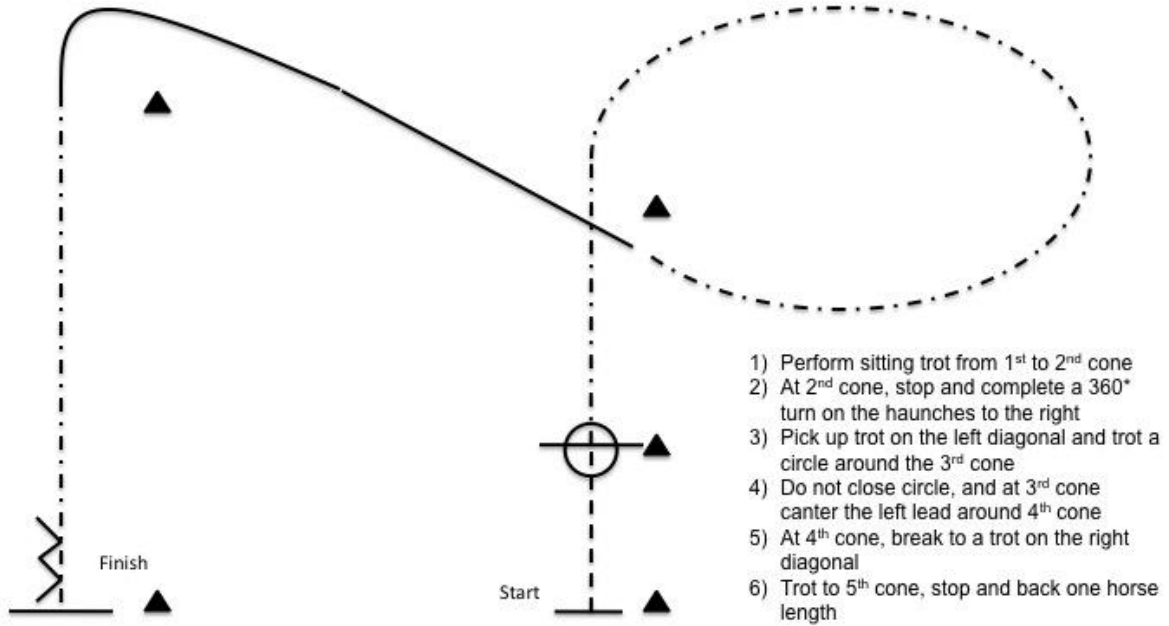
- 1) Walk from 1<sup>st</sup> to 2<sup>nd</sup> cone
- 2) At 2<sup>nd</sup> cone, perform a 360° spin to the right
- 3) When complete, jog a circle around the 2<sup>nd</sup> cone
- 4) When circle is complete, lope a circle around the 2<sup>nd</sup> cone in the right lead
- 5) After the circle is complete, perform a simple lead change
- 6) Lope left lead to 3<sup>rd</sup> cone
- 7) At 3<sup>rd</sup> cone, stop and back one horse length

# Horsemanship 19 & Over

- 1) Jog from 1<sup>st</sup> to 2<sup>nd</sup> cone
- 2) At 2<sup>nd</sup> cone, lope left lead around cone
- 3) Continue to lope and counter-canter around 3<sup>rd</sup> cone
- 4) Between 3<sup>rd</sup> and 4<sup>th</sup> cone, perform a simple lead change
- 5) Counter-canter right lead around 5<sup>th</sup> cone
- 6) Continue to lope right lead to the 6<sup>th</sup> cone and stop
- 7) Complete a 360° spin to the left
- 8) Extend the job from the 6<sup>th</sup> to 7<sup>th</sup> cone
- 9) At 7<sup>th</sup> cone, stop and back one horse length

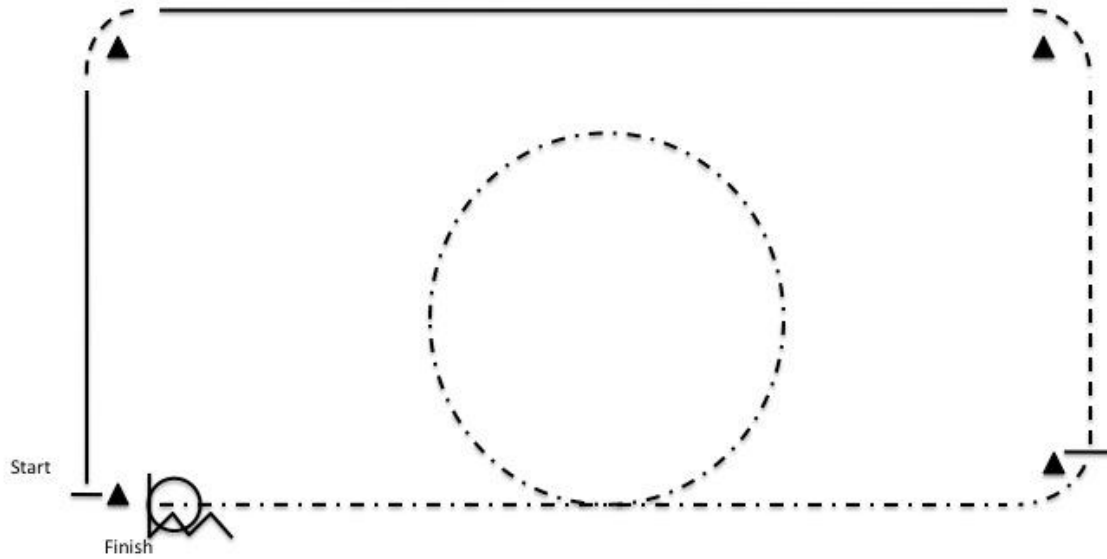


## Hunt Seat Equitation 9 - 18

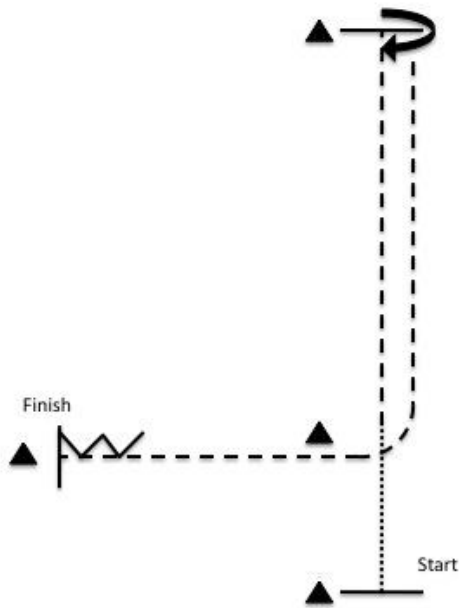


## Hunt Seat Equitation 19 & Over

- 1) Begin at 1<sup>st</sup> cone and canter right lead
- 2) Around 2<sup>nd</sup> cone, perform a simple lead change
- 3) Canter left lead to 3<sup>rd</sup> cone
- 4) Around 3<sup>rd</sup> cone, break to a sitting trot
- 5) Sitting trot to 4<sup>th</sup> cone and stop
- 6) Pick up the left diagonal and trot around the 4<sup>th</sup> cone
- 7) Between 4<sup>th</sup> and 1<sup>st</sup> cone, trot a circle to the right
- 8) Trot into 1<sup>st</sup> cone and stop
- 9) Complete a 360\* turn on the haunches to the left
- 10) Back one horse length



## Horsemanship Walk / Jog



- 1) Walk from 1<sup>st</sup> to 2<sup>nd</sup> cone
- 2) At 2<sup>nd</sup> cone, pick up the jog
- 3) Jog to 3<sup>rd</sup> cone and stop
- 4) At 3<sup>rd</sup> cone, complete a rollback to the right and jog off
- 5) Jog to and around the 2<sup>nd</sup> cone
- 6) Jog directly into the 4<sup>th</sup> cone
- 7) At 4<sup>th</sup> cone, stop and back one horse length